



## DAILY CURRENCY REPORT

19 June 2026

## Domestic Currencies

Currency	Expiry	Open	High	Low	Close	% Change
USDINR	25-Jun-26	94.6500	94.7200	94.2000	94.4475	-0.11
USDINR	29-Jul-26	94.8500	94.9550	94.4625	94.6575	-0.16
EURINR	25-Jun-26	109.3300	109.3975	108.3000	108.4925	-1.18
GBPINR	25-Jun-26	126.3975	126.3975	124.7500	125.0425	-1.48
JPYINR	25-Jun-26	0.0000	0.0000	0.0000	59.3000	0.00

## Open Interest Snapshot

Currency	Expiry	% Change	% Oi Change	Oi Status
USDINR	25-Jun-26	-0.11	-0.63	Long Liquidation
USDINR	29-Jul-26	-0.16	5.56	Fresh Selling
EURINR	25-Jun-26	-1.18	1.56	Fresh Selling
GBPINR	25-Jun-26	-1.48	-0.61	Long Liquidation
JPYINR	25-Jun-26	0.00	0.00	Long Liquidation

## Global Indices

Index	Last	%Chg
Nifty	24168.00	0.34
Dow Jones	51564.70	0.14
NASDAQ	26517.93	1.91
CAC	8467.98	0.44
FTSE 100	10399.70	-1.04
Nikkei	71228.07	0.25

## International Currencies

Currency	Last	% Change
EURUSD	1.1456	-0.01
GBPUSD	1.3203	0.02
USDJPY	161.1525	-0.11
USDCAD	1.4142	0.00
USDAUD	1.4268	0.06
USDCHF	0.8053	0.05

19 June 2026

## Technical Snapshot



**SELL USDINR JUN @ 94.6 SL 94.8 TGT 94.4-94.2.**

### Trading Levels

Expiry	Close	R2	R1	PP	S1	S2
25-Jun-26	94.4475	94.98	94.72	94.46	94.20	93.94

### Observations

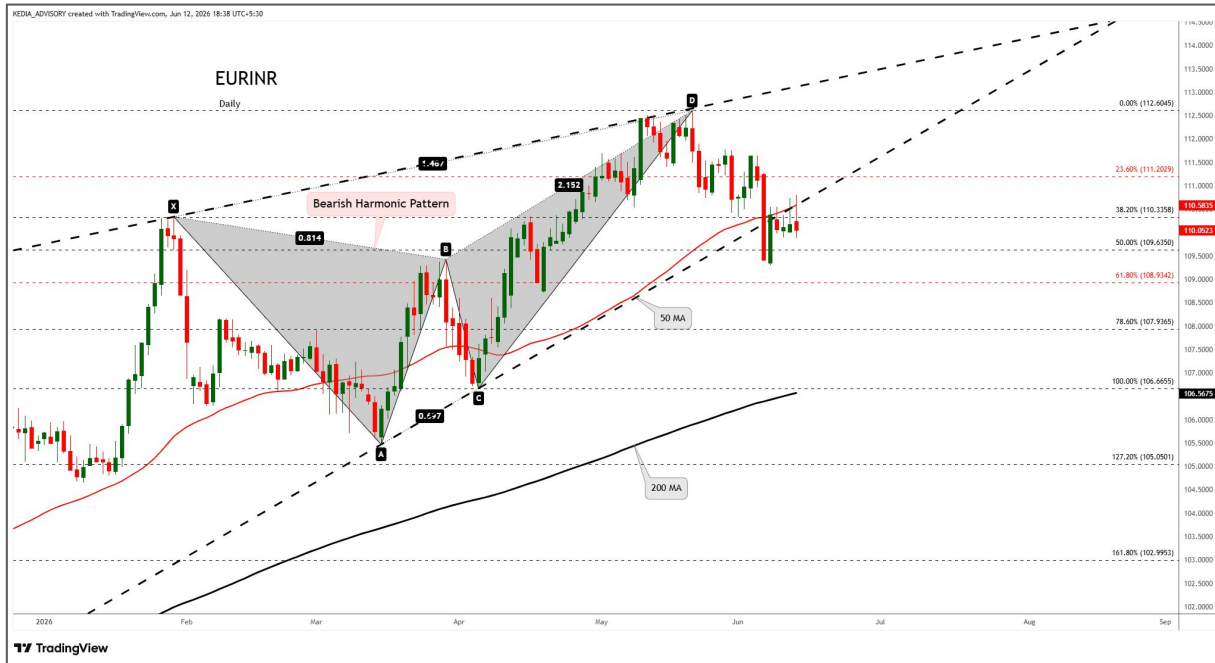
USDINR trading range for the day is 93.94-94.98.

Rupee retreating from recent gains as the US dollar strengthened after the Federal Reserve concluded its latest policy meeting.

FOMC updated projections signaled a notable shift in policymakers' expectations.

Meanwhile, crude oil prices continued to move lower after the United States and Iran reached an interim agreement to halt the conflict.

Technical Snapshot



**SELL EURINR JUN @ 108.6 SL 108.9 TGT 108.3-108.**

Trading Levels

Expiry	Close	R2	R1	PP	S1	S2
25-Jun-26	108.4925	109.83	109.16	108.73	108.06	107.63

Observations

EURINR trading range for the day is 107.63-109.83.

Euro dropped amid broad dollar strength as traders reacted to a more hawkish stance from the US Federal Reserve.

Markets are now pricing in at least one additional ECB rate increase before year-end.

US President Donald Trump warning of potential renewed attacks and targeted actions against Iranian officials if the agreement's terms were not upheld.

Technical Snapshot



**SELL GBPINR JUN @ 125 SL 125.3 TGT 124.7-124.4.**

Trading Levels

Expiry	Close	R2	R1	PP	S1	S2
25-Jun-26	125.0425	127.05	126.05	125.40	124.40	123.75

Observations

GBPINR trading range for the day is 123.75-127.05.

GBP dropped as investors assessed fresh UK labor data and the Makerfield by-election results, which could influence Labour's leadership and economic agenda.

Bank of England maintains bank rate at 3.75% as expected

The UK unemployment rate fell to 4.9% in the three months to April 2026, defying expectations that it would remain at 5.0%.

19 June 2026

## Technical Snapshot



**SELL JPYINR JUN @ 59.3 SL 59.5 TGT 59.1-58.9.**

### Trading Levels

Expiry	Close	R2	R1	PP	S1	S2
25-Jun-26	59.3000	59.90	59.60	59.30	59.00	58.70

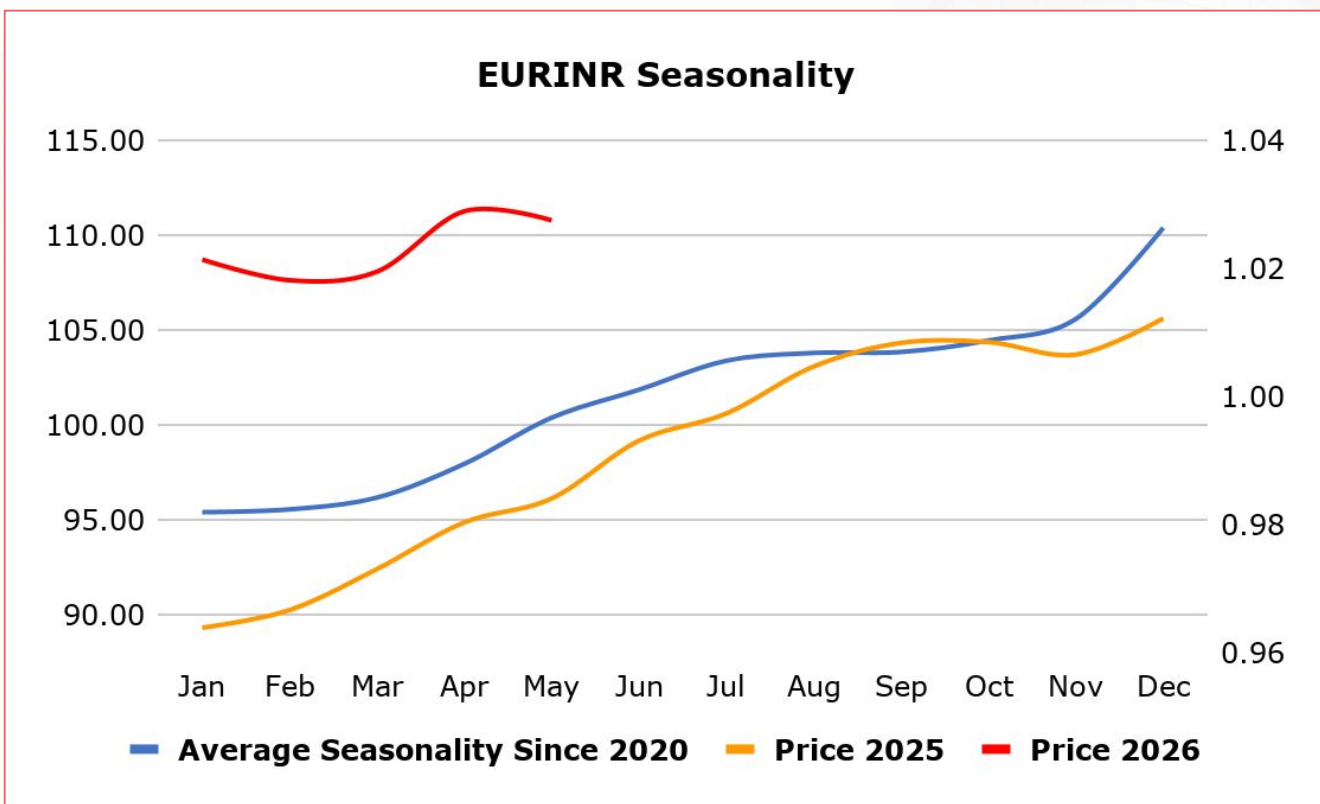
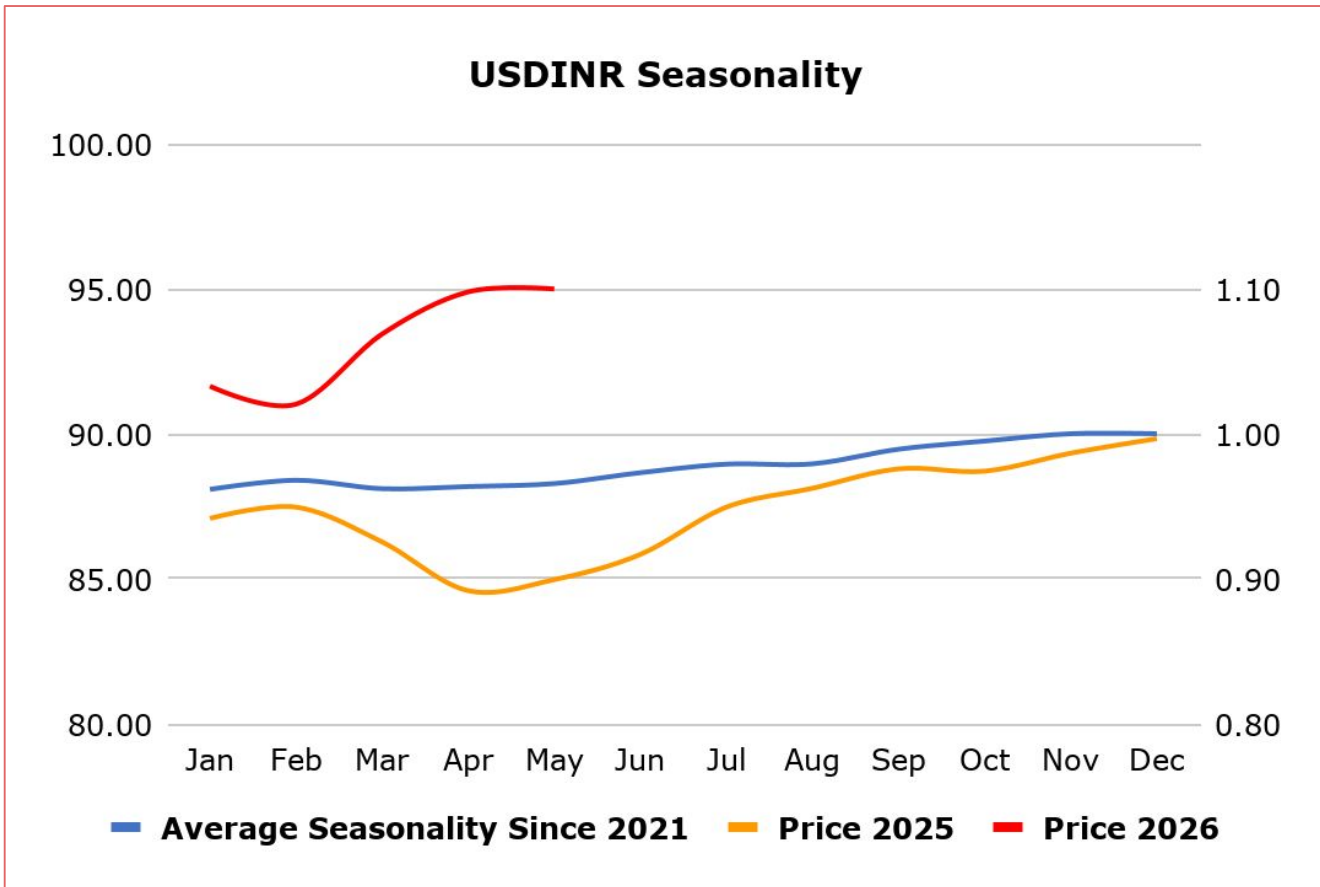
### Observations

JPYINR trading range for the day is 59.00-59-60.

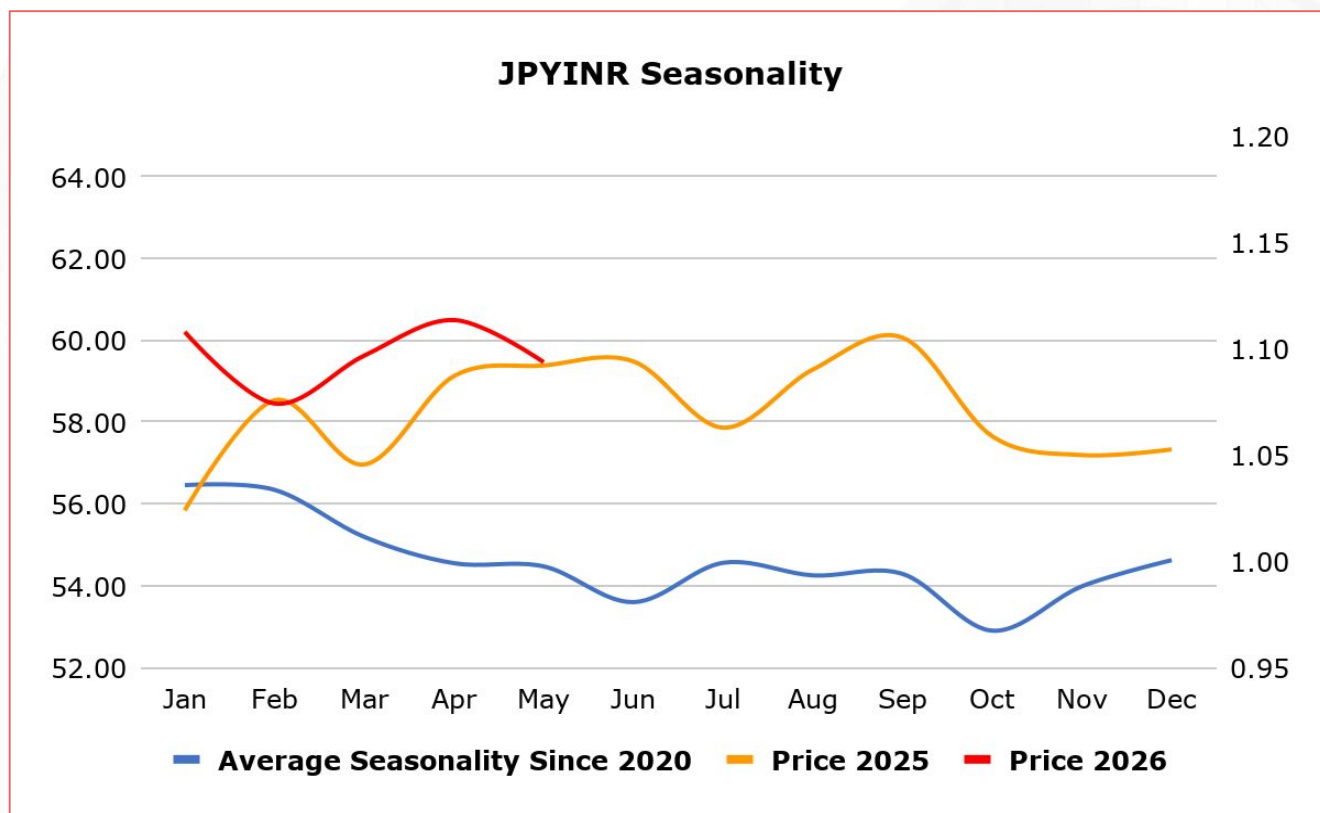
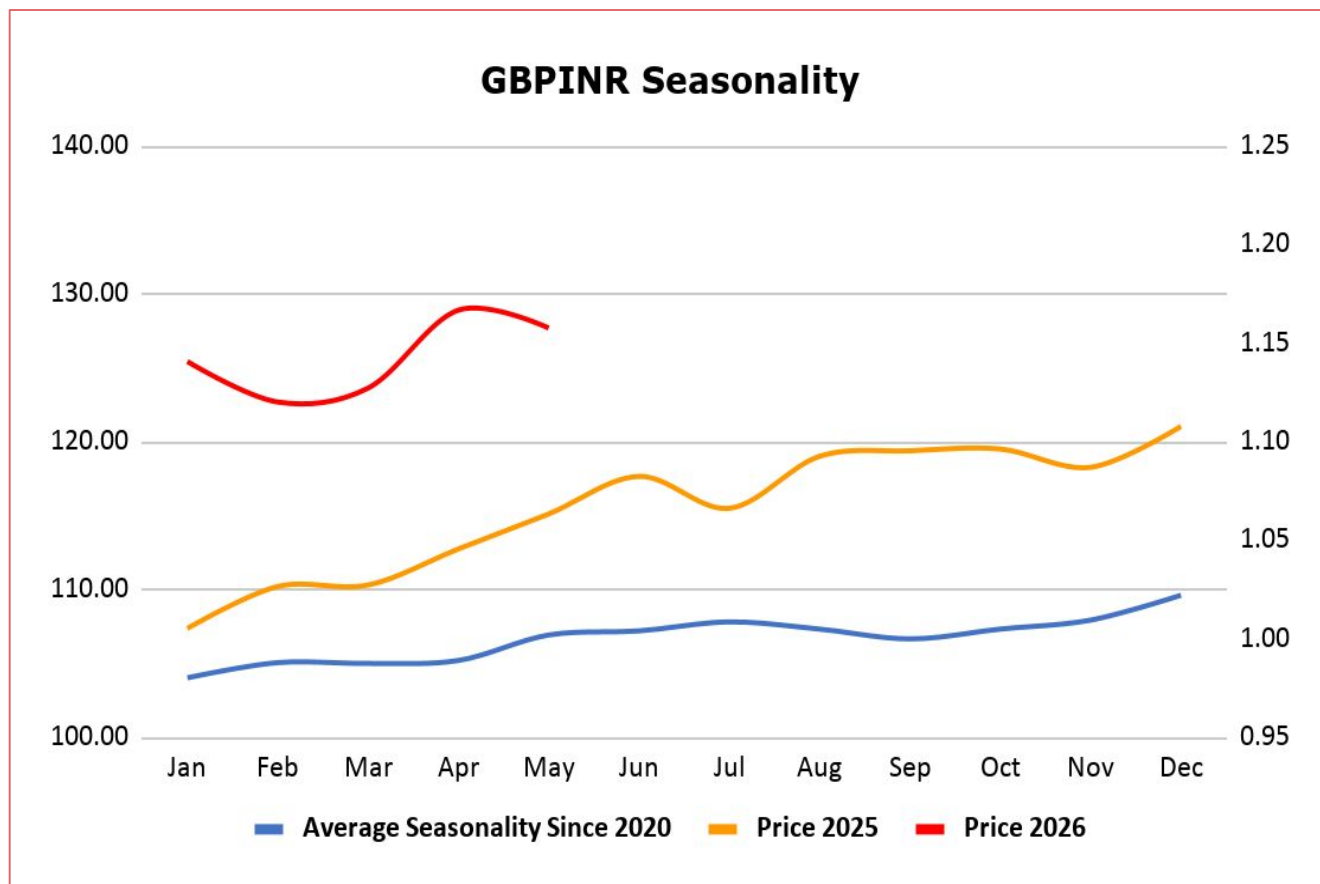
JPY weakened amid heightening speculation that authorities could once again intervene to support the currency.

Japan ready to respond 'appropriately' to yen moves, government spokesperson says

Dollar strengthened after the US Federal Reserve kept interest rates unchanged while signaling growing support for rate hikes later this year.



19 June 2026



### Economic Data

19 June 2026

Date	Curr.	Data
Jun 15	EUR	Italian Trade Balance
Jun 15	EUR	Industrial Production m/m
Jun 15	EUR	Trade Balance
Jun 15	USD	Empire State Manufacturing Index
Jun 15	USD	Capacity Utilization Rate
Jun 15	USD	Industrial Production m/m
Jun 15	USD	NAHB Housing Market Index
Jun 16	EUR	ZEW Economic Sentiment
Jun 16	EUR	German ZEW Economic Sentiment
Jun 16	USD	ADP Weekly Employment
Jun 16	USD	Building Permits
Jun 16	USD	Housing Starts
Jun 16	USD	Import Prices m/m
Jun 17	EUR	Final Core CPI y/y
Jun 17	EUR	Final CPI y/y

Date	Curr.	Data
Jun 17	USD	Core Retail Sales m/m
Jun 17	USD	Retail Sales m/m
Jun 17	USD	Business Inventories m/m
Jun 17	USD	Pending Home Sales m/m
Jun 17	USD	Crude Oil Inventories
Jun 17	USD	Federal Funds Rate
Jun 18	EUR	Current Account
Jun 18	EUR	Italian Qtly Unemployment Rate
Jun 18	EUR	German Buba Monthly Report
Jun 18	USD	Philly Fed Manufacturing Index
Jun 18	USD	Unemployment Claims
Jun 18	USD	CB Leading Index m/m
Jun 18	USD	Natural Gas Storage
Jun 19	USD	TIC Long-Term Purchases
Jun 19	EUR	German PPI m/m

### News

Federal Reserve Chairman Kevin Warsh opened a new era, with officials agreeing to leave interest rates unchanged despite inflation stuck well above their target but also launching an ambitious reform agenda to reshape how the U.S. central bank conducts and communicates monetary policy. Warsh, who took over as Fed chief last month, made an immediate imprint in organizing a unanimous consensus around a stripped-down policy statement that jettisoned any forward guidance on what actions the central bank might take in the near term, although new quarterly projections, eschewed by Warsh himself, showed nine of 19 policymakers now anticipate a rate hike by the end of 2026. Indeed, the shortened document issued by the central bank's Federal Open Market Committee heralded a return to a format similar to that used by former Fed Chairman Alan Greenspan and clearly reflected Warsh's disdain for expansive communication about what's to come. Forward guidance, Warsh said at his debut press conference, was not "well suited" to the current economic moment. "I can't give you any forward guidance about what we're going to do next," he said.

Japan's exports rose for a ninth straight month in May, data showed, as solid semiconductor-related demand continued to offset a blow from major supply disruptions caused by the U.S.-Israeli war with Iran. Total exports by value rose 17% year-on-year in May, government data showed, outpacing a median market forecast for a 16.2% increase and following a 14.8% rise in April. Exports to the United States rose 12.5% in May from a year earlier, while those to China were up 17.9%, the data showed. The data underscores the resilience of Japan's exports, which have been supported by steady global demand for semiconductor-related goods, even as geopolitical tensions in the Middle East disrupt supply chains and drive up energy costs. Exports of chip-making equipment and electronic components remained firm, reflecting sustained investment in advanced technologies such as artificial intelligence and data centres. Imports grew 12.5% in May from a year earlier, compared with market forecasts for a 12.8% increase, with the gains coming despite a plunge in crude oil import volumes, as the closure of the Strait of Hormuz sharply raised the prices of crude and related products.

**Scan the QR to connect  
with us**



**KEDIA ADVISORY**

## **KEDIA STOCKS & COMMODITIES RESEARCH PVT LTD.**

Mumbai. INDIA.

For more details, please contact Mobile: +91 9619551022

Email: [info@kediaadvisory.com](mailto:info@kediaadvisory.com)

SEBI REGISTRATION NUMBER - INH000006156

For more information or to subscribe for monthly updates

Visit [www.kediaadvisory.com](http://www.kediaadvisory.com)

This Report is prepared and distributed by Kedia Stocks & Commodities Research Pvt Ltd. for information purposes only. The recommendations, if any, made herein are expressions of views and/or opinions and should not be deemed or construed to be neither advice for the purpose of purchase or sale through KSCRPL nor any solicitation or offering of any investment /trading opportunity. These information/opinions/ views are not meant to serve as a professional investment guide for the readers. No action is solicited based upon the information provided herein. Recipients of this Report should rely on information/data arising out of their own investigations. Readers are advised to seek independent professional advice and arrive at an informed trading/investment decision before executing any trades or making any investments. This Report has been prepared on the basis of publicly available information, internally developed data and other sources believed by KSCRPL to be reliable. KSCRPL or its directors, employees, affiliates or representatives do not assume any responsibility for or warrant the accuracy, completeness, adequacy and reliability of such information/opinions/ views. While due care has been taken to ensure that the disclosures and opinions given are fair and reasonable, none of the directors, employees, affiliates or representatives of KSCRPL shall be liable for any direct, indirect, special, incidental, consequential, punitive or exemplary damages, including lost profits arising in any way whatsoever from the information/opinions/views contained in this Report. The possession, circulation and/or distribution of this Report may be restricted or regulated in certain jurisdictions by appropriate laws. No action has been or will be taken by KSCRPL in any jurisdiction (other than India), where any action for such purpose (s) is required. Accordingly, this Report shall not be possessed, circulated and/ or distributed in any such country or jurisdiction unless such action is in compliance with all applicable laws and regulations of such country or jurisdiction. KSCRPL requires such a recipient to inform himself about and to observe any restrictions at his own expense, without any liability to KSCRPL. Any dispute arising out of this Report shall be subject to the exclusive jurisdiction of the Courts in India.